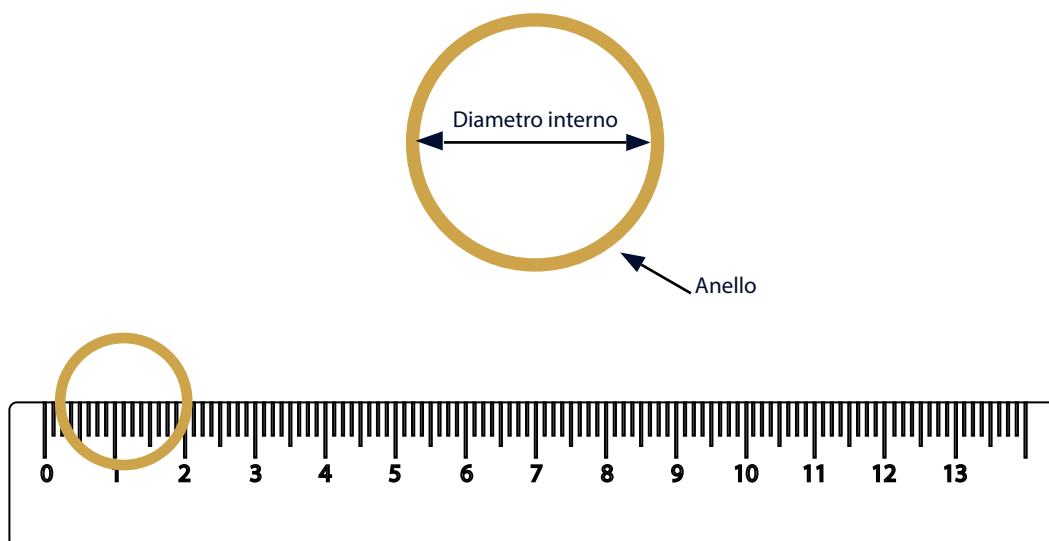


## Guida alle taglie

Puoi scoprire la taglia del tuo dito misurando il diametro interno di un anello che già possiedi.

### Come?

E' molto semplice, ti basterà posizionare il DIAMETRO INTERNO di un anello che già possiedi (che indossi nel dito in cui vorresti portare l'anello che acquisterai) e posizionarlo sulla parte MILLIMETRATA di un righello.



## Taglie standard

### Taglia S

Misura: 10 ITA - Diametro interno: 16,00 mm

### Taglia M

Misura: 13 ITA - Diametro interno: 16,80 mm

### Taglia L

Misura: 16 ITA - Diametro interno: 17,80 mm

## Taglie standard - REGOLABILI (Città Tra Le Dita)

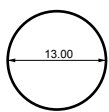
### Taglia S

Da misura 12 ITA (diametro: 16.50) a misura 15 ITA (17.40)

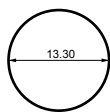
### Taglia M

Da misura 16 ITA (diametro: 17.80) a misura 15 ITA (18.80)

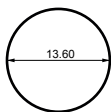
# Tutte le taglie



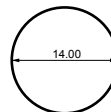
**Mis 1**



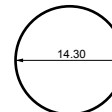
**Mis 2**



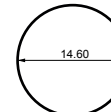
**Mis 3**



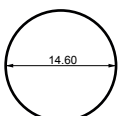
**Mis 4**



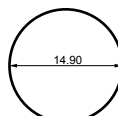
**Mis 5**



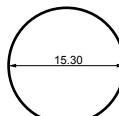
**Mis 6**



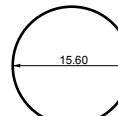
**Mis 7**



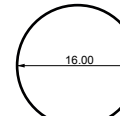
**Mis 6**



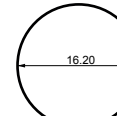
**Mis 8**



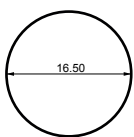
**Mis 9**



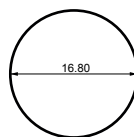
**Mis 10**



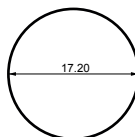
**Mis 11**



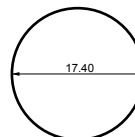
**Mis 12**



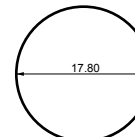
**Mis 13**



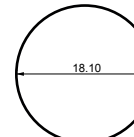
**Mis 14**



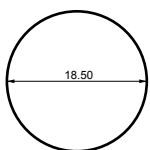
**Mis 15**



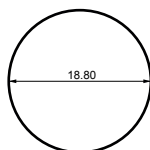
**Mis 16**



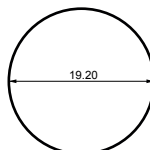
**Mis 17**



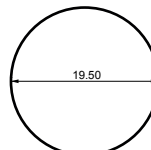
**Mis 18**



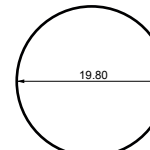
**Mis 19**



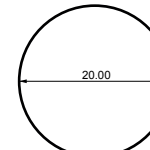
**Mis 20**



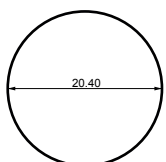
**Mis 21**



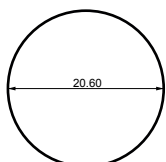
**Mis 22**



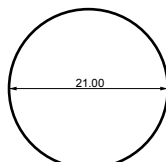
**Mis 23**



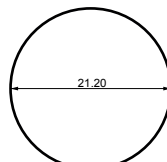
**Mis 24**



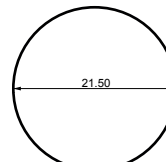
**Mis 25**



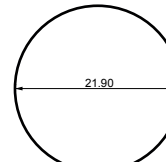
**Mis 26**



**Mis 27**



**Mis 28**



**Mis 29**